

Location: CMA5b - Pedestrian Plaza

Report on 24-hour TSP monitoring for EP-376/2009

Action Level - 209.9 µg/m<sup>3</sup>

Limit Level - 260 µg/m<sup>3</sup>

Date	Sampling Time	Weather Condition	Filter paper no.	Filter Weight, g		Elapse Time, hr		Sampling Time, hr	Flow Rate, m <sup>3</sup> /min			Total Volume, m <sup>3</sup>	TSP Level, µg/m <sup>3</sup>
				Initial	Final	Initial	Final		Initial, Q <sub>si</sub>	Final, Q <sub>sf</sub>	Average		
02-Mar-19	08:00	Cloudy	CMA5b_24hr 140595	2.6401	2.7270	11704.09	11728.09	24.00	0.79	0.79	0.79	1139	76.3
08-Mar-19	08:00	Rainy	CMA5b_24hr 140509	2.6436	2.6869	11731.09	11755.09	24.00	0.80	0.80	0.80	1151	37.6
14-Mar-19	08:00	Rainy	CMA5b_24hr 140711	2.6656	2.7530	11758.27	11782.27	24.00	0.80	0.80	0.80	1148	76.1
20-Mar-19	08:00	Cloudy	CMA5b_24hr 140818	2.6684	2.7350	11785.27	11809.27	24.00	0.79	0.78	0.78	1128	59.0
26-Mar-19	08:00	Cloudy	CMA5b_24hr 140898	2.6300	2.7290	11812.27	11836.27	24.00	0.79	0.79	0.79	1136	87.2

Report on 1-hour TSP monitoring for EP-376/2009

Action Level - 339.7 µg/m<sup>3</sup>

Limit Level - 500 µg/m<sup>3</sup>

Date	Sampling Time	Weather Condition	Filter paper no.	Filter Weight, g		Elapse Time, hr		Sampling Time, hr	Flow Rate, m <sup>3</sup> /min			Total Volume, m <sup>3</sup>	TSP Level, µg/m <sup>3</sup>
				Initial	Final	Initial	Final		Initial, Q <sub>si</sub>	Final, Q <sub>sf</sub>	Average		
04-Mar-19	08:25	Rainy	CMA5b_1hr_1 140528	2.6322	2.6345	11728.09	11729.09	1.00	0.79	0.79	0.79	48	48.3
04-Mar-19	09:30	Rainy	CMA5b_1hr_2 140546	2.6317	2.6355	11729.09	11730.09	1.00	0.79	0.79	0.79	48	79.8
04-Mar-19	13:00	Rainy	CMA5b_1hr_3 140554	2.6305	2.6323	11730.09	11731.09	1.00	0.79	0.79	0.79	48	37.8
09-Mar-19	08:03	Rainy	CMA5b_1hr_1 140572	2.6246	2.6246	11755.09	11756.09	1.00	0.80	0.80	0.80	48	0.0
09-Mar-19	09:06	Rainy	CMA5b_1hr_2 140552	2.6430	2.6444	11756.09	11757.09	1.00	0.80	0.80	0.80	48	29.3
09-Mar-19	10:25	Rainy	CMA5b_1hr_3 140705	2.6659	2.6691	11757.09	11758.09	1.00	0.80	0.80	0.80	48	66.9
15-Mar-19	08:04	Cloudy	CMA5b_1hr_1 140713	2.6618	2.6649	11782.27	11783.27	1.00	0.80	0.80	0.80	48	64.6
15-Mar-19	09:50	Cloudy	CMA5b_1hr_2 140719	2.6561	2.6597	11783.27	11784.27	1.00	0.80	0.80	0.80	48	75.0
15-Mar-19	13:00	Cloudy	CMA5b_1hr_3 140801	2.6550	2.6648	11784.27	11785.27	1.00	0.80	0.80	0.80	48	204.2
21-Mar-19	08:10	Cloudy	CMA5b_1hr_1 140824	2.6391	2.6427	11809.27	11810.27	1.00	0.78	0.78	0.78	47	76.9
21-Mar-19	09:50	Cloudy	CMA5b_1hr_2 140858	2.6426	2.6446	11810.27	11811.27	1.00	0.78	0.78	0.78	47	42.7
21-Mar-19	13:00	Cloudy	CMA5b_1hr_3 140867	2.6537	2.6570	11811.27	11812.27	1.00	0.78	0.78	0.78	47	70.5
27-Mar-19	08:04	Cloudy	CMA5b_1hr_1 140729	2.6656	2.6686	11836.27	11837.27	1.00	0.79	0.79	0.79	47	63.5
27-Mar-19	09:25	Cloudy	CMA5b_1hr_2 140876	2.6542	2.6583	11837.27	11838.27	1.00	0.79	0.79	0.79	47	86.8
27-Mar-19	10:30	Cloudy	CMA5b_1hr_3 140880	2.6437	2.6479	11838.27	11839.27	1.00	0.79	0.79	0.79	47	88.9



Location: CMA6a - WDII PRE Office

Report on 24-hour TSP monitoring for EP-376/2009

Action Level - 207.1 µg/m<sup>3</sup>

Limit Level - 260 µg/m<sup>3</sup>

Date	Sampling Time	Weather Condition	Filter paper no.	Filter Weight, g		Elapse Time, hr		Sampling Time, hr	Flow Rate, m <sup>3</sup> /min			Total Volume, m <sup>3</sup>	TSP Level, µg/m <sup>3</sup>
				Initial	Final	Initial	Final		Initial, Q <sub>si</sub>	Final, Q <sub>sf</sub>	Average		
02-Mar-19	08:00	Cloudy	CMA6a_24hr_140596	2.6435	2.7395	5371.76	5395.76	24.00	1.11	1.11	1.11	1603	59.9
08-Mar-19	08:00	Rainy	CMA6a_24hr_140550	2.6402	2.6743	5398.76	5422.76	24.00	1.07	1.07	1.07	1537	22.2
14-Mar-19	08:00	Rainy	CMA6a_24hr_140744	2.6495	2.7467	5425.78	5449.78	24.00	1.17	1.17	1.17	1688	57.6
21-Mar-19	14:05	Cloudy	CMA6a_24hr_140897	2.6314	2.6868	5455.78	5479.78	24.00	1.10	1.10	1.10	1590	34.8
26-Mar-19	08:00	Cloudy	CMA6a_24hr_140832	2.6742	2.7714	5479.79	5503.79	24.00	1.16	1.16	1.16	1676	58.0

Report on 1-hour TSP monitoring for EP-376/2009

Action Level - 333 µg/m<sup>3</sup>

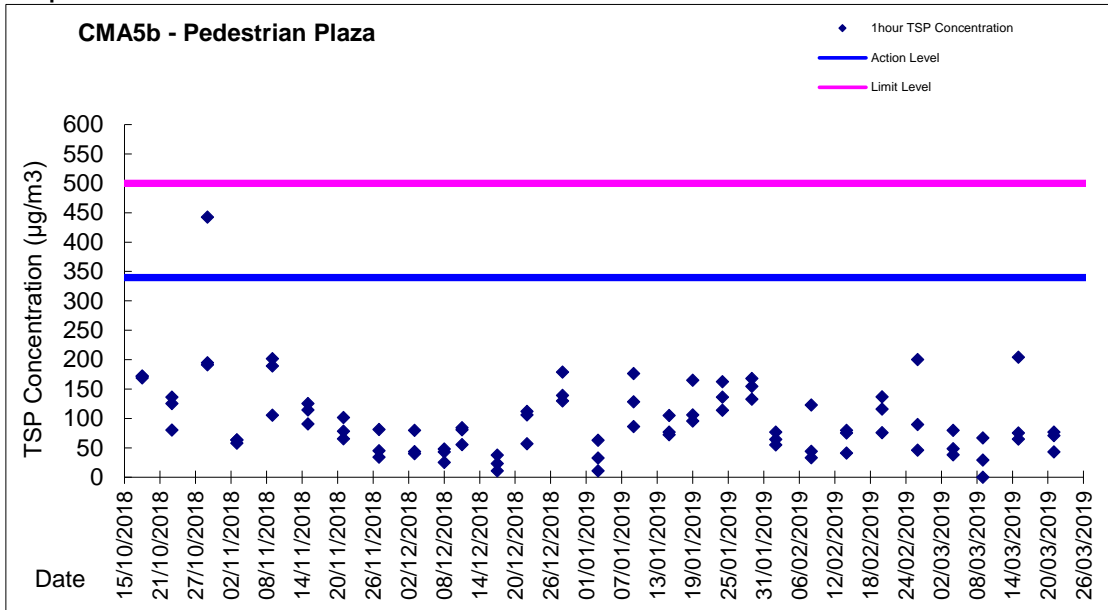
Limit Level - 500 µg/m<sup>3</sup>

Date	Sampling Time	Weather Condition	Filter paper no.	Filter Weight, g		Elapse Time, hr		Sampling Time, hr	Flow Rate, m <sup>3</sup> /min			Total Volume, m <sup>3</sup>	TSP Level, µg/m <sup>3</sup>
				Initial	Final	Initial	Final		Initial, Q <sub>si</sub>	Final, Q <sub>sf</sub>	Average		
04-Mar-19	08:35	Rainy	CMA6a_1hr_1_140530	2.6396	2.6404	5395.76	5396.76	1.00	1.06	1.06	1.06	64	12.5
04-Mar-19	09:55	Rainy	CMA6a_1hr_2_140548	2.6224	2.6243	5396.76	5397.76	1.00	1.06	1.06	1.06	64	29.8
04-Mar-19	13:00	Rainy	CMA6a_1hr_3_140579	2.6540	2.6547	5397.76	5398.76	1.00	1.06	1.06	1.06	64	11.0
09-Mar-19	08:15	Rainy	CMA6a_1hr_1_140574	2.6328	2.6330	5422.76	5423.76	1.00	1.07	1.07	1.07	64	3.1
09-Mar-19	09:17	Rainy	CMA6a_1hr_2_140749	2.6390	2.6400	5423.76	5424.76	1.00	1.17	1.17	1.17	70	14.2
09-Mar-19	10:30	Rainy	CMA6a_1hr_3_140707	2.6553	2.6570	5424.76	5425.76	1.00	1.17	1.17	1.17	70	24.2
15-Mar-19	08:15	Cloudy	CMA6a_1hr_1_140714	2.6555	2.6581	5449.78	5450.78	1.00	1.17	1.17	1.17	70	36.9
15-Mar-19	10:05	Cloudy	CMA6a_1hr_2_140721	2.6621	2.6639	5450.78	5451.78	1.00	1.07	1.07	1.07	64	28.1
15-Mar-19	13:00	Cloudy	CMA6a_1hr_3_140803	2.6441	2.6541	5451.78	5452.78	1.00	1.17	1.17	1.17	70	141.9
21-Mar-19	08:00	Cloudy	CMA6a_1hr_1_140819	2.6640	2.6655	5452.78	5453.78	1.00	1.05	1.05	1.05	63	23.8
21-Mar-19	10:06	Cloudy	CMA6a_1hr_2_140860	2.6398	2.6424	5453.78	5454.78	1.00	1.05	1.05	1.05	63	41.2
21-Mar-19	13:00	Cloudy	CMA6a_1hr_3_140869	2.6179	2.6189	5454.78	5455.78	1.00	1.16	1.16	1.16	69	14.4
27-Mar-19	08:16	Cloudy	CMA6a_1hr_1_140872	2.6456	2.6469	5503.79	5504.79	1.00	1.06	1.06	1.06	63	20.5
27-Mar-19	09:40	Cloudy	CMA6a_1hr_2_140890	2.6445	2.6474	5504.79	5505.79	1.00	1.16	1.16	1.16	70	41.6
27-Mar-19	10:15	Cloudy	CMA6a_1hr_3_140882	2.6425	2.6442	5505.79	5506.79	1.00	1.06	1.06	1.06	63	26.8

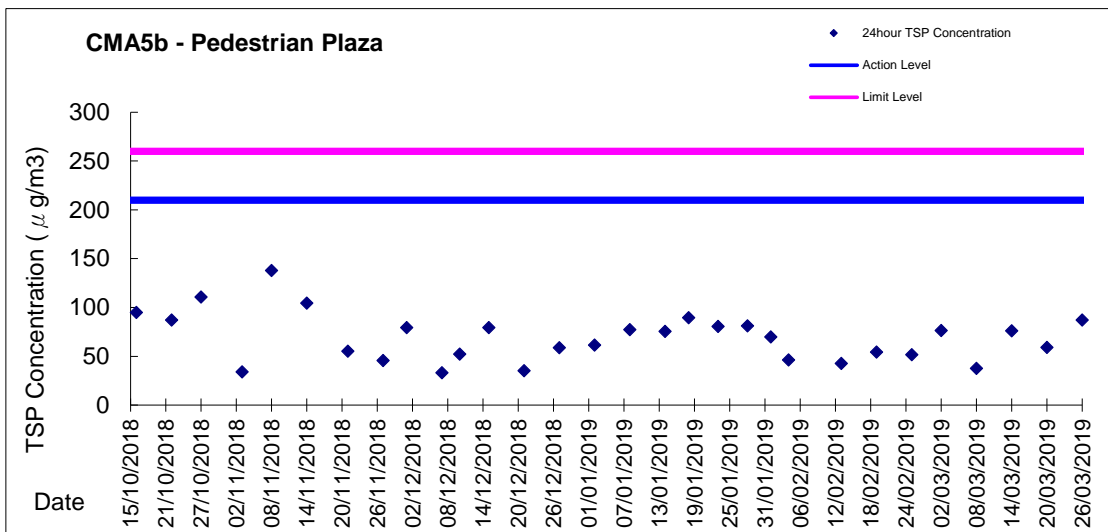
Remarks: Due to interruption of electricity, the 24hr TSP was rescheduled from 20 March 2019 to 21 March 2019.



Graphic Presentation of 1 hour TSP Result for EP-376/2009

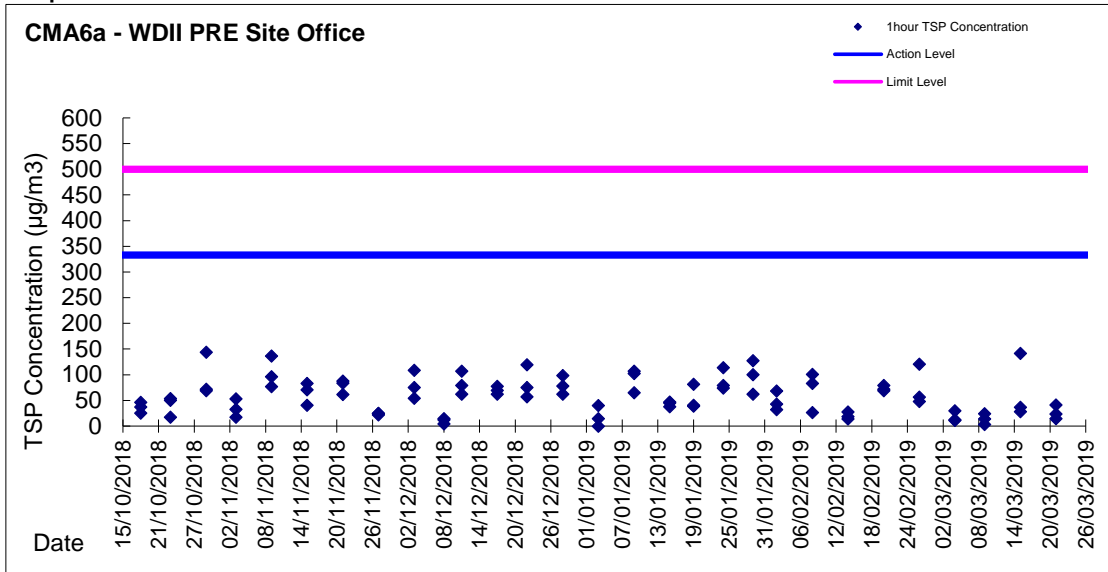


Graphic Presentation of 24 hour TSP Result for EP-376/2009





Graphic Presentation of 1 hour TSP Result for EP-376/2009



Graphic Presentation of 24 hour TSP Result for EP-376/2009

